

# Egg Tempera

---

*Artists' Quality*



**SENNELIER**







# Egg Tempera

---

## *Artists' Quality*

*Sennelier Egg Tempera is an authentic formulation of classic egg tempera as used by artists since the Renaissance. In fact, before the rise of oil painting, egg tempera was the predominant painting medium in the 16th century. Much of the religious panel painting done between the 12th and the 15th century was done in this delicate and subtle medium, which is capable of detailed and complex effects. The Sennelier egg tempera is famous as the medium used by Marc Chagall in many of his most spectacular works.*

*Egg tempera is a semi opaque water soluble and permanent painting medium wonderful for fine art painting, restoration and icon painting. It is perfect for oil painters who need a highly pigmented, fine art color alternative to oil painting and its solvents. Its archival characteristics are excellent and do not age or yellow like oil paints, as evidenced by lasting luminosity and beauty of Renaissance paintings. Sennelier uses the same premium quality pigments in this line of egg tempera as they do in their oil paints, assuring the same unequaled vibrancy and brilliance as in the Sennelier oils. It is bound with an centuries old egg emulsion recipe, giving a satin-matt finish that is water resistant when dry. Sennelier egg tempera have working qualities and a finish that are only found in authentic egg tempera made in this traditional manner. These delicate colours hold their brush strokes, and do not change when dry. They can be worked with a brush or a palette knife (diluted with water) on non-greasy supports like acrylic primed canvas or paper. Preliminary sketches can be drawn on canvases, followed by oil paints. Pronounced impasto techniques are not recommended for egg tempera. Varnished egg tempera paintings look like oil paintings when varnished. It is recommended to give a finished egg tempera painting a coating of charcoal or pastel fixative before applying a final oil paint picture varnish.*





*Titanium White*

116 serie 2  
★★★ O  
PW6

*Zinc White*

119 serie 2  
★★★ T/O  
PW4

*Lemon Yellow*

501 serie 3  
★★★ T  
PY3

*Cadmium Yellow Light Genuine*

529 serie 5  
★★★ O  
PY35

*Cadmium Yellow Deep Genuine*

533 serie 5  
★★★ O  
PY35

*Cadmium Yellow Orange Genuine*

537 serie 5  
★★★ O  
PO20

*Vermilion*

674 serie 3  
★ T/O  
PR4

*Crimson Lake*

688 serie 4  
★★ T  
PR81:3

*Alizarin Crimson*

689 serie 4  
★ T/O  
PR122 PR48:2

*Permanent Intense Red*

619 serie 4  
★★ T/O  
PR3

*Cadmium Red Deep Genuine*

606 serie 5  
★★★ O  
PR108

*Carmine*

635 serie 4  
★ O  
PR83:1 PR48:2

*Rose Madder Lake*

690 serie 4  
★★★ T  
PV19

*Cobalt Violet Hue*

948 serie 4  
★★★ T/O  
PV5 PV23

*Prussian Blue*

318 serie 3  
★★★ T/O  
PB27

*Ultramarine Blue*

357 serie 2  
★★★ T/O  
PB29

*Cobalt Blue Genuine*

307 serie 5  
★★★ T/O  
PB72

*Cerulean Blue*

305 serie 5  
★★★ O  
PB35

*Viridian*

837 serie 3  
★★★ T  
PG18

*Permanent Green*

845 serie 4  
★★★ T/O  
PG7 PY3 PY1

*Emerald Green*

847 serie 3  
★★★ O  
PG7 PY154

*Naples Yellow*

567 serie 2  
★★★ O  
PY3 PY1 PY1:1 PW6

*Indian Yellow*

517 serie 3  
★★ T  
PY43 PY1 PY13

*Yellow Ochre*

252 serie 1  
★★★ T  
PY43

*Raw Sienna*

208 serie 1  
★★★ T  
PBr7

*Burnt Umber*

202 serie 1  
★★★ T  
PBr7

*Burnt Sienna*

211 serie 1  
★★★ T  
PBr7

*Red Ochre*

259 serie 1  
★★★ T  
PR101

*Red Brown*

405 serie 1  
★★★ O  
PY43 PR101

*Van Dyck Brown*

407 serie 1  
★★ T  
PBr7 NatBk6

*Raw Umber*

205 serie 1  
★★★ O  
PBr7

*Ivory Black*

755 serie 1  
★★★ O  
PBk11 PBk1

The shades on these swatches approximate the actual colours as closely as possible, but are limited by reproduction techniques. These shades should only be used as approximate versions of the actual hues.

*Egg Tempera*  
32 colours + medium

**SENNELIER**

